

# Peeti Securities Ltd.

Manufacturers of

## PRIDE

Textiles and Furnishing Fabrics

Door No. 7-3-81/1, Beside M P Hardware Lane,

Old Kurnool Road, Kattedan,

Hyderabad - 500 077.

GSTIN: 36AABCP2138A2ZZ

Sales: 8099243353 Accounts: 9963114257

Email: peetisecuritiesltd@gmail.com

Web: www.peetisecuritieslimited.com

CIN: L67190TG1994PLC018779

CIN: L67190TG1994PLC018779

### Statement of Audited Standalone Financial Results for the Quarter and Year ended 31st March 2024

(Rupees in Lakhs)

Sl. No.	Particulars	Quarter ended			Financial year ended	
		31-Mar-2024	31-Dec-2023	31-Mar-2023	31-Mar-2024	31-Mar-2023
		Refer Note 3	(Unaudited)	Refer Note 3	(Audited)	(Audited)
1	Revenue					
a	Revenue from Operations	756.75	687.11	786.59	2,483.42	2,682.93
b	Other income	17.07	11.50	3.55	43.08	22.11
	<b>Total Revenue (a+b)</b>	<b>773.81</b>	<b>698.61</b>	<b>790.14</b>	<b>2,526.50</b>	<b>2,705.04</b>
2	EXPENSES					
a	Cost of materials consumed	-	-	-	-	-
b	Purchases of stock in trade.	484.90	401.76	509.48	1,607.00	1,618.16
c	Changes in inventories of finished goods, work-in-progress and stock in trade	(4.58)	41.62	(5.20)	(26.21)	136.84
d	Employee benefits expense	37.33	55.29	53.59	163.14	159.24
e	Finance costs (Net)	-	-	-	-	-
f	Depreciation and amortisation expense	2.08	2.09	2.14	8.40	5.43
g	Other expenses	239.45	183.23	227.79	722.36	706.95
	<b>Total expenses</b>	<b>759.19</b>	<b>683.99</b>	<b>787.80</b>	<b>2,474.69</b>	<b>2,626.62</b>
3	<b>Profit/Loss before exceptional items (1-2)</b>	<b>14.62</b>	<b>14.62</b>	<b>2.35</b>	<b>51.81</b>	<b>78.43</b>
4	<b>Exceptional items - loss/gain</b>	<b>-</b>	<b>-</b>	<b>-</b>	<b>-</b>	<b>-</b>
5	<b>Loss/Profit before tax (3-4)</b>	<b>14.62</b>	<b>14.62</b>	<b>2.35</b>	<b>51.81</b>	<b>78.43</b>
6	Tax Expense					
a	Current tax	3.36	1.94	1.86	10.38	18.59
b	Deferred tax	0.07	0.01	0.04	0.28	0.89
	<b>Total Tax expense</b>	<b>3.44</b>	<b>1.95</b>	<b>1.90</b>	<b>10.66</b>	<b>19.48</b>
7	<b>Net loss/Profit for the period (5-6)</b>	<b>11.19</b>	<b>12.66</b>	<b>0.45</b>	<b>41.15</b>	<b>58.95</b>
8	<b>Other comprehensive income</b>					
i	Items that will not be reclassified to profit or loss	28.06	7.94	(19.03)	93.23	(4.66)
ii	Remeasurements of defined benefit liability (Net of tax)	-	-	-	-	-
9	<b>Total comprehensive income (7+8)</b>	<b>39.24</b>	<b>20.60</b>	<b>(18.58)</b>	<b>134.38</b>	<b>54.29</b>
10	<b>Paid - up equity share capital (face value Rs.10/- each)</b>	<b>375.04</b>	<b>375.04</b>	<b>375.04</b>	<b>375.04</b>	<b>375.04</b>
11	<b>Other equity (excluding revaluation reserve)</b>	<b>807.36</b>	<b>768.10</b>	<b>672.98</b>	<b>807.36</b>	<b>672.98</b>
12	<b>loss/Earnings per share (not annualized)</b>					
	Basic EPS Rs.	0.30	0.34	0.01	1.10	1.57
	Diluted EPS Rs.	0.30	0.34	0.01	1.10	1.57



For PEETI SECURITIES LTD.

Executive Director



# Peeti Securities Ltd.

Manufacturers of

## PRIDE

Textiles and Furnishing Fabrics

Door No. 7-3-81/1, Beside M P Hardware Lane,  
Old Kurnool Road, Kattedan,  
Hyderabad - 500 077.  
GSTIN: 36AABCP2138A2ZZ  
Sales: 8099243353 Accounts: 9963114257  
Email: peetisecuritiesltd@gmail.com  
Web: www.peetisecuritieslimited.com

CIN: L67190TG1994PLC018779

### Standalone Audited Balance Sheet as at March 31, 2024

(Rupees in Lakhs)

Particulars	As at 31st March 2024	As at 31st March 2023
	(Audited)	(Audited)
<b>ASSETS</b>		
<b>Non-current assets</b>		
Property, plant and equipment	33.05	40.45
Capital work-in-progress	-	-
Intangible assets	-	-
Financial assets		
i) Investments	244.64	136.51
ii) Deposits	6.23	6.23
iii) Other financial assets	-	-
Deferred tax assets (net)	9.59	9.86
Non-current tax assets (net)	-	-
Other non-current assets	-	-
<b>Total Non current assets</b>	<b>293.51</b>	<b>193.05</b>
<b>Current assets</b>		
Inventories	413.18	386.98
Financial assets		
i) Trade receivables	224.94	247.74
ii) Cash and cash equivalents	336.98	349.93
iii) Investments	0.10	0.10
iv) Loans	30.24	32.60
v) Other financial assets	3.85	3.00
Other current assets	10.97	20.73
<b>Total Current assets</b>	<b>1,020.27</b>	<b>1,041.08</b>
<b>Total Assets</b>	<b>1,313.79</b>	<b>1,234.14</b>
<b>Particulars</b>	<b>31 Mar 2024</b>	<b>31 Mar 2023</b>
<b>EQUITY AND LIABILITIES</b>		
<b>Equity</b>		
a) Equity share capital	375.04	375.04
b) Other equity	807.36	672.97
<b>Total equity</b>	<b>1,182.40</b>	<b>1,048.01</b>



For PEETI SECURITIES LTD.

Executive Director



# Peeti Securities Ltd.

Manufacturers of

## PRIDE

Textiles and Furnishing Fabrics

Door No. 7-3-81/1, Beside M P Hardware Lane,  
Old Kurnool Road, Kattedan,  
Hyderabad - 500 077.

GSTIN: 36AABCP2138A2ZZ

Sales: 8099243353 Accounts: 9963114257

Email: peetisecuritiesltd@gmail.com

Web: www.peetisecuritieslimited.com

CIN: L67190TG1994PLC018779

<b>LIABILITIES</b>		
<b>Non-current liabilities</b>		
Financial liabilities		
a) Borrowings	-	-
b) Trade payables	-	-
Long-term provisions	46.94	50.06
Other non-current liabilities	-	-
<b>Total Non-current liabilities</b>	<b>46.94</b>	<b>50.06</b>
<b>Current liabilities</b>		
Financial liabilities		
a) Borrowings	-	-
b) Trade Payables and Others	62.20	104.21
c) Other current liabilities	-	-
d) Short-term provisions	22.25	31.86
<b>Total Current liabilities</b>	<b>84.45</b>	<b>136.07</b>
<b>Total liabilities</b>	<b>131.39</b>	<b>186.12</b>
<b>Total equity and liabilities</b>	<b>1,313.79</b>	<b>1,234.14</b>

### Notes

- 1 The above audited standalone financial results have been reviewed by the Audit Committee and approved by the Board of Directors of the Company at their meeting held on Thursday 30th May 2024.
- 2 The financial results have been prepared in accordance with Indian Accounting Standards ('IND AS') prescribed under section 133 of Companies Act, 2013 read with relevant rules thereunder and in terms of Regulation 33 of the SEBI (Listing Obligations and Disclosure Requirements) Regulations, 2015 and SEBI circular dated 5th July, 2016.
- 3 Figures for the quarter ended 31st March 2024 and 31st March 2023 are the balancing figures between the audited figures in respect of the full financial year and the published year to date figures upto the third quarter of the relevant financial year.
- 4 Presently the company has income from operations from only one segment i.e., 'Textiles'.
- 5 Previous period figures have been reclassified/regrouped wherever necessary to correspond to those of the current period.

Place: Hyderabad

Date: 30.05.2024



By order of the Board  
For Peeti Securities Ltd

Rajesh Pitty

Whole Time Director

DIN - 00488722



# Peeti Securities Ltd.

Manufacturers of

## PRIDE

Textiles and Furnishing Fabrics

Door No. 7-3-81/1, Beside M P Hardware Lane,  
Old Kurnool Road, Kattedan,  
Hyderabad - 500 077.

GSTIN: 36AABCP2138A2ZZ

Sales: 8099243353 Accounts: 9963114257

Email: peetisecuritiesltd@gmail.com

Web: www.peetisecuritieslimited.com

CIN: L67190TG1994PLC018779

Statement of Cash Flows  
For the year ended 31 March 2024

	(Rupees in Lakhs)	
	For the year ended 31 March 2024	For the year ended 31 March 2023
	Audited	Audited
<b>Cash flows from operating activities</b>		
Profit for the year (before tax)	51.81	78.43
Adjustments for:		
Depreciation and amortisation	8.40	5.43
Other comprehensive Income	93.23	(4.66)
Interest Income	(15.08)	(9.56)
Dividend Income	(0.84)	(0.83)
Profit on sale of shares	(27.16)	(11.63)
Profit on sale of Asset	-	(0.10)
	<b>110.35</b>	<b>57.08</b>
<b>Working capital adjustments:</b>		
(Increase) decrease in inventories	(26.20)	136.83
(Increase) decrease in trade receivables and loans	25.16	(11.37)
(Increase) decrease in other current assets	9.76	8.38
(Increase) decrease in deferred tax	0.27	0.89
(Increase) decrease in Other financial assets	(0.85)	(2.28)
Increase (decrease) in trade payables and others	(42.01)	(17.81)
Increase (decrease) in provisions	(12.73)	(0.09)
Increase (decrease) in other current liabilities	-	-
Cash generated from operating activities	<b>63.75</b>	<b>171.63</b>
Income tax paid (net)	(10.66)	(19.48)
<b>Net cash from operating activities (A)</b>	<b>53.10</b>	<b>152.15</b>
<b>Cash flows from investing activities</b>		
Additions of property, plant and equipment	(1.22)	(38.98)
Deletions of property, plant and equipment	0.22	-
(Increase) decrease in value of investments	(108.14)	(1.84)
Profit on sale of shares and assets	27.16	11.73
Dividend Received	0.84	0.83
Interest Income	15.08	9.56
<b>Net cash used in investing activities (B)</b>	<b>(66.06)</b>	<b>(18.71)</b>
<b>Cash flows from financing activities</b>		
Proceeds from /repayment of long-term borrowings	-	-
Interest expense	-	-
<b>Net cash flow from (used in) financing activities (C)</b>	<b>-</b>	<b>-</b>
<b>Net decrease in cash and cash equivalents (A+B+C)</b>	<b>(12.95)</b>	<b>133.44</b>
Cash and cash equivalents at 1 April	349.93	216.48
<b>Cash and cash equivalents at 31 March 2024</b>	<b>336.98</b>	<b>349.92</b>



For and on behalf of the Board  
PEETI SECURITIES LIMITED

Rajesh Pitty  
Executive Director  
DIN : 00488722

Place : Hyderabad  
Date: 30.05.2024



# Peeti Securities Ltd.

Manufacturers of

## PRIDE

Textiles and Furnishing Fabrics

Door No. 7-3-81/1, Beside M P Hardware Lane,  
Old Kurnool Road, Kattedan,  
Hyderabad - 500 077.  
GSTIN: 36AABCP2138A2ZZ  
Sales: 8099243353 Accounts: 9963114257  
Email: peetisecuritiesltd@gmail.com  
Web: www.peetisecuritieslimited.com


CIN: L67190TG1994PLC018779

CIN: L67190TG1994PLC018779

Statement of Audited Standalone Financial Results for the Quarter and Year ended 31st March 2024

(Rupees in Lakhs)

Sl. No.	Particulars	Quarter ended			Financial year ended	
		31-Mar-2024	31-Dec-2023	31-Mar-2023	31-Mar-2024	31-Mar-2023
		Refer Note 3	(Unaudited)	Refer Note 3	(Audited)	(Audited)
1	Revenue					
a	Revenue from Operations	756.75	687.11	786.59	2,483.42	2,682.93
b	Other income	17.07	11.50	3.55	43.08	22.11
	<b>Total Revenue (a+b)</b>	<b>773.81</b>	<b>698.61</b>	<b>790.14</b>	<b>2,526.50</b>	<b>2,705.04</b>
2	EXPENSES					
a	Cost of materials consumed	-	-	-	-	-
b	Purchases of stock in trade.	484.90	401.76	509.48	1,607.00	1,618.16
c	Changes in inventories of finished goods, work-in-progress and stock in trade	(4.58)	41.62	(5.20)	(26.21)	136.84
d	Employee benefits expense	37.33	55.29	53.59	163.14	159.24
e	Finance costs (Net)	-	-	-	-	-
f	Depreciation and amortisation expense	2.08	2.09	2.14	8.40	5.43
g	Other expenses	239.45	183.23	227.79	722.36	706.95
	<b>Total expenses</b>	<b>759.19</b>	<b>683.99</b>	<b>787.80</b>	<b>2,474.69</b>	<b>2,626.62</b>
3	<b>Profit/Loss before exceptional items (1-2)</b>	<b>14.62</b>	<b>14.62</b>	<b>2.35</b>	<b>51.81</b>	<b>78.43</b>
4	Exceptional items - loss/gain	-	-	-	-	-
5	<b>Loss/Profit before tax (3-4)</b>	<b>14.62</b>	<b>14.62</b>	<b>2.35</b>	<b>51.81</b>	<b>78.43</b>
6	Tax Expense					
a	Current tax	3.36	1.94	1.86	10.38	18.59
b	Deferred tax	0.07	0.01	0.04	0.28	0.89
	<b>Total Tax expense</b>	<b>3.44</b>	<b>1.95</b>	<b>1.90</b>	<b>10.66</b>	<b>19.48</b>
7	<b>Net loss/Profit for the period (5-6)</b>	<b>11.19</b>	<b>12.66</b>	<b>0.45</b>	<b>41.15</b>	<b>58.95</b>
8	Other comprehensive income					
i)	Items that will not be reclassified to profit or loss	28.06	7.94	(19.03)	93.23	(4.66)
ii)	Remeasurements of defined benefit liability (Net of tax)	-	-	-	-	-
9	<b>Total comprehensive income (7+8)</b>	<b>39.24</b>	<b>20.60</b>	<b>(18.58)</b>	<b>134.38</b>	<b>54.29</b>
10	<b>Paid - up equity share capital (face value Rs.10/- each)</b>	<b>375.04</b>	<b>375.04</b>	<b>375.04</b>	<b>375.04</b>	<b>375.04</b>
11	<b>Other equity (excluding revaluation reserve)</b>	<b>807.36</b>	<b>768.10</b>	<b>672.98</b>	<b>807.36</b>	<b>672.98</b>
12	<b>loss/Earnings per share (not annualized)</b>					
	Basic EPS Rs.	0.30	0.34	0.01	1.10	1.57
	Diluted EPS Rs.	0.30	0.34	0.01	1.10	1.57



For PEETI SECURITIES LTD.

*Signature*

Executive Director



# Peeti Securities Ltd.

Manufacturers of

## PRIDE

Textiles and Furnishing Fabrics

Door No. 7-3-81/1, Beside M P Hardware Lane,  
Old Kurnool Road, Kattedan,  
Hyderabad - 500 077.  
GSTIN: 36AABCP2138A2ZZ  
Sales: 8099243353 Accounts: 9963114257  
Email: peetisecuritiesltd@gmail.com  
Web: www.peetisecuritieslimited.com

CIN: L67190TG1994PLC018779

### Standalone Audited Balance Sheet as at March 31, 2024

(Rupees in Lakhs)

Particulars	As at 31st March 2024	As at 31st March 2023
	(Audited)	(Audited)
<b>ASSETS</b>		
<b>Non-current assets</b>		
Property, plant and equipment	33.05	40.45
Capital work-in-progress	-	-
Intangible assets	-	-
Financial assets		
i) Investments	244.64	136.51
ii) Deposits	6.23	6.23
iii) Other financial assets	-	-
Deferred tax assets (net)	9.59	9.86
Non-current tax assets (net)	-	-
Other non-current assets	-	-
<b>Total Non current assets</b>	<b>293.51</b>	<b>193.05</b>
<b>Current assets</b>		
Inventories	413.18	386.98
Financial assets		
i) Trade receivables	224.94	247.74
ii) Cash and cash equivalents	336.98	349.93
iii) Investments	0.10	0.10
iv) Loans	30.24	32.60
v) Other financial assets	3.85	3.00
Other current assets	10.97	20.73
<b>Total Current assets</b>	<b>1,020.27</b>	<b>1,041.08</b>
<b>Total Assets</b>	<b>1,313.79</b>	<b>1,234.14</b>
<b>Particulars</b>	<b>31 Mar 2024</b>	<b>31 Mar 2023</b>
<b>EQUITY AND LIABILITIES</b>		
<b>Equity</b>		
a) Equity share capital	375.04	375.04
b) Other equity	807.36	672.97
<b>Total equity</b>	<b>1,182.40</b>	<b>1,048.01</b>



For PEETI SECURITIES LTD.

*Logishetty*  
Executive Director



# Peeti Securities Ltd.

Manufacturers of

## PRIDE

Textiles and Furnishing Fabrics

Door No. 7-3-81/1, Beside M P Hardware Lane,  
Old Kurnool Road, Kattedan,  
Hyderabad - 500 077.  
GSTIN: 36AABCP2138A2ZZ  
Sales: 8099243353 Accounts: 9963114257  
Email: peetisecuritiesltd@gmail.com  
Web: www.peetisecuritieslimited.com

CIN: L67190TG1994PLC018779

<b>LIABILITIES</b>		
<b>Non-current liabilities</b>		
Financial liabilities		
a) Borrowings	-	-
b) Trade payables	-	-
Long-term provisions	46.94	50.06
Other non-current liabilities	-	-
<b>Total Non-current liabilities</b>	<b>46.94</b>	<b>50.06</b>
<b>Current liabilities</b>		
Financial liabilities		
a) Borrowings	-	-
b) Trade Payables and Others	62.20	104.21
c) Other current liabilities	-	-
d) Short-term provisions	22.25	31.86
<b>Total Current liabilities</b>	<b>84.45</b>	<b>136.07</b>
<b>Total liabilities</b>	<b>131.39</b>	<b>186.12</b>
<b>Total equity and liabilities</b>	<b>1,313.79</b>	<b>1,234.14</b>

### Notes

- 1 The above audited standalone financial results have been reviewed by the Audit Committee and approved by the Board of Directors of the Company at their meeting held on Thursday 30th May 2024.
- 2 The financial results have been prepared in accordance with Indian Accounting Standards ('IND AS') prescribed under section 133 of Companies Act, 2013 read with relevant rules thereunder and in terms of Regulation 33 of the SEBI (Listing Obligations and Disclosure Requirements) Regulations, 2015 and SEBI circular dated 5th July, 2016.
- 3 Figures for the quarter ended 31st March 2024 and 31st March 2023 are the balancing figures between the audited figures in respect of the full financial year and the published year to date figures upto the third quarter of the relevant financial year.
- 4 Presently the company has income from operations from only one segment i.e., 'Textiles'.
- 5 Previous period figures have been reclassified/regrouped wherever necessary to correspond to those of the current period.

Place: Hyderabad  
Date: 30.05.2024



By order of the Board  
For Peeti Securities Ltd

Rajesh Pitty  
Whole Time Director  
DIN - 00488722





# Peeti Securities Ltd.

Manufacturers of

## PRIDE

Textiles and Furnishing Fabrics

Door No. 7-3-81/1, Beside M P Hardware Lane,

Old Kurnool Road, Kaffedan,

Hyderabad - 500 077.

GSTIN: 36AABCP2138A2ZZ

Sales: 8099243353 Accounts: 9963114257

Email: peetisecuritiesltd@gmail.com


Web: www.peetisecuritieslimited.com

CIN: L67190TG1994PLC018779

Statement of Cash Flows  
For the year ended 31 March 2024

	(Rupees in Lakhs)	
	For the year ended 31 March 2024	For the year ended 31 March 2023
	Audited	Audited
<b>Cash flows from operating activities</b>		
Profit for the year (before tax)	51.81	78.43
Adjustments for:		
Depreciation and amortisation	8.40	5.43
Other comprehensive Income	93.23	(4.66)
Interest Income	(15.08)	(9.56)
Dividend Income	(0.84)	(0.83)
Profit on sale of shares	(27.16)	(11.63)
Profit on sale of Asset	-	(0.10)
	<b>110.35</b>	<b>57.08</b>
<b>Working capital adjustments:</b>		
(Increase) decrease in inventories	(26.20)	136.83
(Increase) decrease in trade receivables and loans	25.16	(11.37)
(Increase) decrease in other current assets	9.76	8.38
(Increase) decrease in deferred tax	0.27	0.89
(Increase) decrease in Other financial assets	(0.85)	(2.28)
Increase (decrease) in trade payables and others	(42.01)	(17.81)
Increase (decrease) in provisions	(12.73)	(0.09)
Increase (decrease) in other current liabilities	-	-
Cash generated from operating activities	<b>63.75</b>	<b>171.63</b>
Income tax paid (net)	(10.66)	(19.48)
<b>Net cash from operating activities (A)</b>	<b>53.10</b>	<b>152.15</b>
<b>Cash flows from investing activities</b>		
Additions of property, plant and equipment	(1.22)	(38.98)
Deletions of property, plant and equipment	0.22	-
(Increase) decrease in value of investments	(108.14)	(1.84)
Profit on sale of shares and assets	27.16	11.73
Dividend Received	0.84	0.83
Interest Income	15.08	9.56
<b>Net cash used in investing activities (B)</b>	<b>(66.06)</b>	<b>(18.71)</b>
<b>Cash flows from financing activities</b>		
Proceeds from /repayment of long-term borrowings	-	-
Interest expense	-	-
<b>Net cash flow from (used in) financing activities (C)</b>	<b>-</b>	<b>-</b>
<b>Net decrease in cash and cash equivalents (A+B+C)</b>	<b>(12.95)</b>	<b>133.44</b>
Cash and cash equivalents at 1 April	349.93	216.48
<b>Cash and cash equivalents at 31 March 2024</b>	<b>336.98</b>	<b>349.92</b>


For and on behalf of the Board  
PEETI SECURITIES LIMITED



Rajesh Pitty

Executive Director

DIN : 00488722



Place : Hyderabad  
Date: 30.05.2024





# MKPS & ASSOCIATES

(Formerly DASS MAULIK MAHENDRA K. AGRAWAL & CO.)

**CHARTERED ACCOUNTANTS**

F110, Bhanu Enclave, 1st Floor,  
Above Maruti Showroom,  
Erragada, Hyderabad-500038.  
Tel : 040-42038614  
Mob: 9849158055, 9652457167  
E-mail : mkps@googlegroups.com,  
vikash1209@gmail.com

**Independent Auditor's Report on Standalone Audited Annual Financial Results of Peeti Securities Limited pursuant to Regulation 33 of SEBI (Listing Obligations and Disclosure Requirements) Regulations 2015, as amended.**

**To the Board of Directors of Peeti Securities Limited**

**Report on the Audit of Standalone Financial Results**

**Opinion**

We have audited the accompanying standalone annual financial results of **Peeti Securities Limited** (hereinafter referred to as 'the Company') for the Quarter and year ended March 31, 2024 ('the Statement'), attached herewith, being submitted by the Company pursuant to the requirement of Regulation 33 of the SEBI (Listing Obligations and Disclosure Requirements) Regulations, 2015, as amended ('Listing Regulations').

In our opinion and to the best of our information and according to the explanations given to us, the aforesaid Standalone Financial Results:

(i) is presented in accordance with the requirements of Regulation 33 of the SEBI (Listing Obligations and Disclosure Requirements) Regulations, 2015, as amended; and

(ii) gives a true and fair view in conformity with the recognition and measurement principles laid down in the Indian Accounting Standards and other accounting principles generally accepted in India of the net profit and total comprehensive Income and other financial information of the Company for the year then ended.

**Basis for Opinion**

We conducted our audit in accordance with the Standards on Auditing (SAs) specified under section 143(10) of the Act. Our responsibilities under those Standards are further described in the paragraph of Auditor's Responsibilities for the Audit of the Standalone Financial Results section of our report. We are independent of the Company in accordance with the Code of Ethics issued by the Institute of Chartered Accountants of India together with the ethical requirements that are relevant to our audit of the Standalone financial Results statements under the provisions of the Act and the Rules thereunder, and we have fulfilled our other ethical responsibilities in accordance with these requirements and the Code of Ethics.

We believe that the audit evidence obtained by us is sufficient and appropriate to provide a basis for our opinion.



H.O. At Mumbai

Branches : • Bhubaneswar • New Delhi • Kolkata • Raipur • Cuttak • Sambalpur • Rourkela • Bengaluru



## **Management Responsibilities for the Statement**

This Statement have been prepared on the basis of the standalone annual audited financial Results . The Company's Board of Directors are responsible for the preparation and presentation of this Statement that give a true and fair view of the net profit and other comprehensive income and Other Financial information in accordance with therecognition and measurement principles laid down in the Indian Accounting Standards prescribed under Section 133 of the Act read with relevant rules issued thereunder and other accounting principles generally accepted in India and in compliance with Regulation 33 of the Listing Regulations. . The Board of Directors of the Company are also responsible for maintenance of adequate accounting records in accordance with the provisions of the Act for safeguarding of the assets of the Company and for preventing and detecting frauds and other irregularities; selection and application of appropriate accounting policies; making judgments and estimates that are reasonable and prudent; and the design, implementation and maintenance of adequate internal financial controls, that were operating effectively for ensuring accuracy and completeness of the accounting records, relevant to the preparation and presentation of the Standalone Financial Results that give a true and fair view and are free from material misstatement, whether due to fraud or error.

In preparing the Standalone Financial Results, the Board of Directors of the Company are responsible for assessing the ability of the Company to continue as a going concern, disclosing, as applicable, matters related to going concern and using the going concern basis of accounting unless the Board of Directors either intends to liquidate the Company or to cease operations, or has no realistic alternative but to do so.


The Board of Directors of the Company are responsible for overseeing the financial reporting process of the Company.

## **Auditor's Responsibilities for the Audit of the Statement**

Our objectives are to obtain reasonable assurance about whether the Standalone Financial Results as a whole are free from material misstatement, whether due to fraud or error, and to issue an auditor's report that includes our opinion. Reasonable assurance is a high level of assurance, but is not a guarantee that an audit conducted in accordance with SAs will always detect a material misstatement when it exists. Misstatements can arise from fraud or error and are considered material if, individually or in the aggregate, they could reasonably be expected to influence the economic decisions of users taken on the basis of these Standalone Financial Results.

As part of an audit in accordance with SAs, we exercise professional judgment and maintain professional skepticism throughout the audit. We also:

- Identify and assess the risks of material misstatement of the Annual Standalone Financial Results, whether due to fraud or error, design and perform audit procedures responsive to those risks, and obtain audit evidence that is sufficient and appropriate to provide a basis for our opinion. The risk of not detecting a material misstatement resulting from fraud is higher than for one resulting from error, as fraud may involve collusion, forgery, intentional omissions, misrepresentations, or the override of internal control.
- Obtain an understanding of internal control relevant to the audit in order to design audit procedures that are appropriate in the circumstances. Under Section 143(3) (i) of the Act, we are also responsible for expressing our opinion on whether the company has adequate internal financial controls with reference to financial statements in place and the operating effectiveness of such controls.





- Evaluate the appropriateness of accounting policies used and the reasonableness of accounting estimates and related disclosures made by the Board of Directors.
- Conclude on the appropriateness of the Board of Directors use of the going concern basis of accounting and, based on the audit evidence obtained, whether a material uncertainty exists related to events or conditions that may cast significant doubt on the ability of the Company to continue as a going concern. If we conclude that a material uncertainty exists, we are required to draw attention in our auditor's report to the related disclosures in the Statement or, if such disclosures are inadequate, to modify our opinion. Our conclusions are based on the audit evidence obtained up to the date of our auditor's report. However, future events or conditions may cause the Company to cease to continue as a going concern.
- Evaluate the overall presentation, structure and content of the Annual Standalone Financial Results, including the disclosures, and whether the Annual Standalone Financial Results represent the underlying transactions and events in a manner that achieves fair presentation.

We communicate with those charged with governance of the Company of which we are the independent auditors regarding, among other matters, the planned scope and timing of the audit and significant audit findings, including any significant deficiencies in internal control that we identify during our audit.

We also provide those charged with governance with a statement that we have complied with relevant ethical requirements regarding independence, and to communicate with them all relationships and other matters that may reasonably be thought to bear on our independence, and where applicable, related safeguards.

#### Other Matters

1. The Statement include the results for the quarter ended March 31, 2024 being the balancing figure between the audited figures in respect of the full financial year and the published year to date figures up to the third quarter of the current financial year prepared in accordance with the recognition and measurement principles laid down in Indian Accounting Standard 34 "Interim Financial Reporting" which were subject to limited review by us.

Our Opinion is not modified in respect of the above matter.

For MKPS & Associates  
Chartered Accountants  
FRN 302014E

*V. Vikash Modi*

CA Vikash Modi  
Partner

M No. 216468

UDIN: 24216468BKBUE7133



Place: Hyderabad  
Date: 30.05.2024