

Peeti Securities Ltd.

Manufacturers of

PRIDE

Textiles and Furnishing Fabrics

Door No. 7-3-81/1, Beside M P Hardware Lane,
Old Kurnool Road, Kattedan,
Hyderabad - 500 077.
GSTIN: 36AABCP2138A2ZZ
Sales: 8099243353 Accounts: 9963114257
Email: peetisecuritiesltd@gmail.com
Web: www.peetisecuritieslimited.com

CIN: L67190TG1994PLC018779

CIN: L67190TG1994PLC018779

Statement of Audited Standalone Financial Results for the Quarter and Year ended 31st March 2024

(Rupees in Lakhs)

| Sl. No. | Particulars | Quarter ended | | | Financial year ended | |
|-----------|---|---------------|---------------|----------------|----------------------|-----------------|
| | | 31-Mar-2024 | 31-Dec-2023 | 31-Mar-2023 | 31-Mar-2024 | 31-Mar-2023 |
| | | Refer Note 3 | (Unaudited) | Refer Note 3 | (Audited) | (Audited) |
| 1 | Revenue | | | | | |
| a | Revenue from Operations | 756.75 | 687.11 | 786.59 | 2,483.42 | 2,682.93 |
| b | Other income | 17.07 | 11.50 | 3.55 | 43.08 | 22.11 |
| | Total Revenue (a+b) | 773.81 | 698.61 | 790.14 | 2,526.50 | 2,705.04 |
| 2 | EXPENSES | | | | | |
| a | Cost of materials consumed | - | - | - | - | - |
| b | Purchases of stock in trade. | 484.90 | 401.76 | 509.48 | 1,607.00 | 1,618.16 |
| c | Changes in inventories of finished goods, work-in-progress and stock in trade | (4.58) | 41.62 | (5.20) | (26.21) | 136.84 |
| d | Employee benefits expense | 37.33 | 55.29 | 53.59 | 163.14 | 159.24 |
| e | Finance costs (Net) | - | - | - | - | - |
| f | Depreciation and amortisation expense | 2.08 | 2.09 | 2.14 | 8.40 | 5.43 |
| g | Other expenses | 239.45 | 183.23 | 227.79 | 722.36 | 706.95 |
| | Total expenses | 759.19 | 683.99 | 787.80 | 2,474.69 | 2,626.62 |
| 3 | Profit/Loss before exceptional items (1-2) | 14.62 | 14.62 | 2.35 | 51.81 | 78.43 |
| 4 | Exceptional items - loss/gain | - | - | - | - | - |
| 5 | Loss/Profit before tax (3-4) | 14.62 | 14.62 | 2.35 | 51.81 | 78.43 |
| 6 | Tax Expense | | | | | |
| a | Current tax | 3.36 | 1.94 | 1.86 | 10.38 | 18.59 |
| b | Deferred tax | 0.07 | 0.01 | 0.04 | 0.28 | 0.89 |
| | Total Tax expense | 3.44 | 1.95 | 1.90 | 10.66 | 19.48 |
| 7 | Net loss/Profit for the period (5-6) | 11.19 | 12.66 | 0.45 | 41.15 | 58.95 |
| 8 | Other comprehensive income | | | | | |
| i | Items that will not be reclassified to profit or loss | 28.06 | 7.94 | (19.03) | 93.23 | (4.66) |
| ii | Remeasurements of defined benefit liability (Net of tax) | - | - | - | - | - |
| 9 | Total comprehensive income (7+8) | 39.24 | 20.60 | (18.58) | 134.38 | 54.29 |
| 10 | Paid - up equity share capital (face value Rs.10/- each) | 375.04 | 375.04 | 375.04 | 375.04 | 375.04 |
| 11 | Other equity (excluding revaluation reserve) | 807.36 | 768.10 | 672.98 | 807.36 | 672.98 |
| 12 | loss/Earnings per share (not annualized) | | | | | |
| | Basic EPS Rs. | 0.30 | 0.34 | 0.01 | 1.10 | 1.57 |
| | Diluted EPS Rs. | 0.30 | 0.34 | 0.01 | 1.10 | 1.57 |



For PEETI SECURITIES LTD.

Signature
Executive Director

Peeti Securities Ltd.

Manufacturers of

PRIDE

Textiles and Furnishing Fabrics

Door No. 7-3-81/1, Beside M P Hardware Lane,
Old Kurnool Road, Kattedan,
Hyderabad - 500 077.
GSTIN: 36AABCP2138A2ZZ
Sales: 8099243353 Accounts: 9963114257
Email: peetisecuritiesltd@gmail.com
Web: www.peetisecuritieslimited.com

CIN: L67190TG1994PLC018779

Standalone Audited Balance Sheet as at March 31, 2024

(Rupees in Lakhs)

| Particulars | As at 31st | As at 31st |
|---------------------------------|--------------------|--------------------|
| | March 2024 | March 2023 |
| | (Audited) | (Audited) |
| ASSETS | | |
| Non-current assets | | |
| Property, plant and equipment | 33.05 | 40.45 |
| Capital work-in-progress | - | - |
| Intangible assets | - | - |
| Financial assets | | |
| i) Investments | 244.64 | 136.51 |
| ii) Deposits | 6.23 | 6.23 |
| iii) Other financial assets | - | - |
| Deferred tax assets (net) | 9.59 | 9.86 |
| Non-current tax assets (net) | - | - |
| Other non-current assets | - | - |
| Total Non current assets | 293.51 | 193.05 |
| Current assets | | |
| Inventories | 413.18 | 386.98 |
| Financial assets | | |
| i) Trade receivables | 224.94 | 247.74 |
| ii) Cash and cash equivalents | 336.98 | 349.93 |
| iii) Investments | 0.10 | 0.10 |
| iv) Loans | 30.24 | 32.60 |
| v) Other financial assets | 3.85 | 3.00 |
| Other current assets | 10.97 | 20.73 |
| Total Current assets | 1,020.27 | 1,041.08 |
| Total Assets | 1,313.79 | 1,234.14 |
| | | |
| Particulars | 31 Mar 2024 | 31 Mar 2023 |
| EQUITY AND LIABILITIES | | |
| Equity | | |
| a) Equity share capital | 375.04 | 375.04 |
| b) Other equity | 807.36 | 672.97 |
| Total equity | 1,182.40 | 1,048.01 |



For PEETI SECURITIES LTD.

Executive Director

Peeti Securities Ltd.

Manufacturers of

PRIDE

Textiles and Furnishing Fabrics

Door No. 7-3-81/1, Beside M P Hardware Lane,
Old Kurnool Road, Kattedan,
Hyderabad - 500 077.
GSTIN: 36AABCP2138A2ZZ
Sales: 8099243353 Accounts: 9963114257
Email: peetisecuritiesltd@gmail.com
Web: www.peetisecuritieslimited.com



CIN: L67190TG1994PLC018779

| LIABILITIES | | |
|--------------------------------------|-----------------|-----------------|
| Non-current liabilities | | |
| Financial liabilities | | |
| a) Borrowings | - | - |
| b) Trade payables | - | - |
| Long-term provisions | 46.94 | 50.06 |
| Other non-current liabilities | - | - |
| Total Non-current liabilities | 46.94 | 50.06 |
| Current liabilities | | |
| Financial liabilities | | |
| a) Borrowings | - | - |
| b) Trade Payables and Others | 62.20 | 104.21 |
| c) Other current liabilities | - | - |
| d) Short-term provisions | 22.25 | 31.86 |
| Total Current liabilities | 84.45 | 136.07 |
| Total liabilities | 131.39 | 186.12 |
| Total equity and liabilities | 1,313.79 | 1,234.14 |

Notes

- 1 The above audited standalone financial results have been reviewed by the Audit Committee and approved by the Board of Directors of the Company at their meeting held on Thursday 30th May 2024.
- 2 The financial results have been prepared in accordance with Indian Accounting Standards ('IND AS') prescribed under section 133 of Companies Act, 2013 read with relevant rules thereunder and in terms of Regulation 33 of the SEBI (Listing Obligations and Disclosure Requirements) Regulations, 2015 and SEBI circular dated 5th July, 2016.
- 3 Figures for the quarter ended 31st March 2024 and 31st March 2023 are the balancing figures between the audited figures in respect of the full financial year and the published year to date figures upto the third quarter of the relevant financial year.
- 4 Presently the company has income from operations from only one segment i.e., 'Textiles'.
- 5 Previous period figures have been reclassified/regrouped wherever necessary to correspond to those of the current period.

Place: Hyderabad
Date: 30.05.2024



By order of the Board
For Peeti Securities Ltd

Rajesh Pitty
Whole Time Director
DIN - 00488722

Peeti Securities Ltd.

Manufacturers of

PRIDE

Textiles and Furnishing Fabrics

Door No. 7-3-81/1, Beside M P Hardware Lane,
Old Kurnool Road, Kattedan,
Hyderabad - 500 077.
GSTIN: 36AABCP2138A2ZZ
Sales: 8099243353 Accounts: 9963114257
Email: peetisecuritiesltd@gmail.com
Web: www.peetisecuritieslimited.com


CIN: L67190TG1994PLC018779

Statement of Cash Flows
For the year ended 31 March 2024

(Rupees in Lakhs)

| | For the year ended 31 March 2024 | For the year ended 31 March 2023 |
|--|-------------------------------------|-------------------------------------|
| | Audited | Audited |
| Cash flows from operating activities | | |
| Profit for the year (before tax) | 51.81 | 78.43 |
| <i>Adjustments for:</i> | | |
| Depreciation and amortisation | 8.40 | 5.43 |
| Other comprehensive Income | 93.23 | (4.66) |
| Interest Income | (15.08) | (9.56) |
| Dividend Income | (0.84) | (0.83) |
| Profit on sale of shares | (27.16) | (11.63) |
| Profit on sale of Asset | - | (0.10) |
| | 110.35 | 57.08 |
| <i>Working capital adjustments:</i> | | |
| (Increase) decrease in inventories | (26.20) | 136.83 |
| (Increase) decrease in trade receivables and loans | 25.16 | (11.37) |
| (Increase) decrease in other current assets | 9.76 | 8.38 |
| (Increase) decrease in deferred tax | 0.27 | 0.89 |
| (Increase) decrease in Other financial assets | (0.85) | (2.28) |
| Increase (decrease) in trade payables and others | (42.01) | (17.81) |
| Increase (decrease) in provisions | (12.73) | (0.09) |
| Increase (decrease) in other current liabilities | - | - |
| Cash generated from operating activities | 63.75 | 171.63 |
| Income tax paid (net) | (10.66) | (19.48) |
| Net cash from operating activities (A) | 53.10 | 152.15 |
| Cash flows from investing activities | | |
| Additions of property, plant and equipment | (1.22) | (38.98) |
| Deletions of property, plant and equipment | 0.22 | - |
| (Increase) decrease in value of investments | (108.14) | (1.84) |
| Profit on sale of shares and assets | 27.16 | 11.73 |
| Dividend Received | 0.84 | 0.83 |
| Interest Income | 15.08 | 9.56 |
| Net cash used in investing activities (B) | (66.06) | (18.71) |
| Cash flows from financing activities | | |
| Proceeds from /repayment of long-term borrowings | - | - |
| Interest expense | - | - |
| Net cash flow from (used in) financing activities (C) | - | - |
| Net decrease in cash and cash equivalents (A+B+C) | (12.95) | 133.44 |
| Cash and cash equivalents at 1 April | 349.93 | 216.48 |
| Cash and cash equivalents at 31 March 2024 | 336.98 | 349.92 |

For and on behalf of the Board
PEETI SECURITIES LIMITED



Rajesh Pitty
Executive Director
DIN : 00488722



Place : Hyderabad
Date: 30.05.2024

