

# Peeti Securities Ltd.

Manufacturers of

## PRIDE

Textiles and Furnishing Fabrics

Survey No. 71, Opp BSNL Office,  
Beside M P Hardware Lane,  
Old Kurnool Road, Kattedan, Hyderabad - 500 077.  
Phone: 040-6526 2244, 6526 2234, 2436 1863  
Fax: 040-24360380  
Sales: 9885288002 Accounts: 9963114257  
Email: peetisecuritiesltd@gmail.com

STATEMENT SHOWING SHARE HOLDING PATTERN								
Name of the Company :			PEETI SECURITIES LIMITED					
Scrip Code : 531352			Quarter Ended : 31st DECEMBER, 2012					
Category code	Category of Shareholder	Number of Shareholders	Total number of shares	Number of shares held in de-materialized form	Total shareholding as a percentage of total number of shares		Shares Pledged or otherwise encumbered	
					As a percentage of (A+B) <sup>1</sup>	As a percentage of (A+B+C)	Number of shares (VIII)	As a percentage (IX) = (VIII) / (IV) * 100
(A)	Shareholding of Promoter and Promoter Group							
1	Indian							
(a)	Individuals/ Hindu Undivided Family	9	907850	252800	24.21	24.21	NIL	NIL
(b)	Central Government/ State Government(s)	NIL	NIL	NIL	NIL	NIL	NIL	NIL
(c)	Bodies Corporate	8	342900	NIL	9.14	9.14	NIL	NIL
(d)	Financial Institutions/ Banks	NIL	NIL	NIL	NIL	NIL	NIL	NIL
(e)	Any Others(Acting Concert Persons)	NIL	NIL	NIL	NIL	NIL	NIL	NIL
	Sub Total(A)(1)	17	1250750	252800	33.35	33.35	NIL	NIL
2	Foreign							
a	Individuals (Non-Residents Individuals/ Foreign Individuals)	NIL	NIL	NIL	NIL	NIL	NIL	NIL
b	Bodies Corporate	NIL	NIL	NIL	NIL	NIL	NIL	NIL
c	Institutions	NIL	NIL	NIL	NIL	NIL	NIL	NIL
d	Any Others(Specify)	NIL	NIL	NIL	NIL	NIL	NIL	NIL
	Sub Total(A)(2)	0	0	0	0.00	0.00	NIL	NIL
	Total Shareholding of Promoter and Promoter Group (A)= (A)(1)+(A)(2)	17	1250750	252800	33.35	33.35	NIL	NIL
(B)	Public shareholding						NA	NA
1	Institutions						NA	NA
(a)	Mutual Funds/ UTI	NIL	NIL	NIL	NIL	NIL		
(b)	Financial Institutions / Banks	1	65500	NIL	1.75	1.75		
(c)	Central Government/ State Government(s)	NIL	NIL	NIL	NIL	NIL		
(d)	Venture Capital Funds	NIL	NIL	NIL	NIL	NIL		
(e)	Insurance Companies	NIL	NIL	NIL	NIL	NIL		
(f)	Foreign Institutional Investors	NIL	NIL	NIL	NIL	NIL		
(g)	Foreign Venture Capital Investors	NIL	NIL	NIL	NIL	NIL		
(h)	Any Other (NRI'S)	NIL	NIL	NIL	NIL	NIL		
	Sub-total (B) (1)	1	65500	0	1.75	1.75		
B 2	Non-institutions						NA	NA
(a)	Bodies Corporate	33	405327	305827	10.81	10.81		
(b)	Individuals							
I	Individuals -i. Individual shareholders holding nominal share capital up to Rs 1 lakh	1833	1463676	389975	39.03	39.03		
II	ii. Individual shareholders holding nominal share capital in excess of Rs. 1 lakh.	29	565147	180147	15.07	15.07		
(c)	Any Other (specify)	NIL	NIL	NIL	NIL	NIL		
(c-i)	Clearing Members	0	0	0	0	0		
	Sub-Total (B)(2)	1895	2434150	875949	64.90	64.90		
(B)	Total Public Shareholding (B)= (B)(1)+(B)(2)	1896	2499650	875949	66.65	66.65	NA	NA
	TOTAL (A)+(B)	1913	3750400	1128749	100.00	100.00		
(C)	Shares held by Custodians and against which Depository Receipts have been issued	0	0	0	0.00	0.00	NA	NA
1	Promoter and Promoter Group	NIL	NIL	NIL	NIL	NIL		
2	Public	NIL	NIL	NIL	NIL	NIL		
	Total (C) = (C1) + (C2)	0	0	0	NA	0.00	NA	NA
	GRAND TOTAL (A)+(B)+(C)	1913	3750400	1128749	100.00	100.00		

For PEETI SECURITIES LTD.


*Executive Director*  
Executive Director



**(1) (a) Statement Showing Shareholding pattern**

Name of the Company:	PEETI SECURITIES LTD		
Scrip Code, Name of the Scrip	531352, Peeti Securities Ltd		
Class of Security:	Equity		
Quarter Ended:	31st DECEMBER, 2012		
<b><u>Partly Paid-up Shares:</u></b>	No of Partly Paid-up shares	As a % of total no.of partly paid-up shares	As a % of Total No.of shares of the company
Held by promoter/s group	- N A -	- N A -	- N A -
Held by public	- N A -	- N A -	- N A -
<b>Total:</b>	- N A -	- N A -	- N A -
<b><u>Outstanding convertible securities:-</u></b>	No.of Outstanding securities	As a % of total no.of outstanding convertible securities	As a % of Total no.of shares of the Company, assuming full conversion of the convertible
Held by promoter/s group	- N A -	- N A -	- N A -
Held by public	- N A -	- N A -	- N A -
<b>Total:</b>	- N A -	- N A -	- N A -
<b><u>Warrants:-</u></b>	No.of Warrants	As a % of total no.of warrants	As a % of total no.of shares of the company, assuming full conversion of warrants
Held by promoter/s group	- N A -	- N A -	- N A -
Held by public	- N A -	- N A -	- N A -
<b>Total:</b>	- N A -	- N A -	- N A -
<b><u>Total paid-up capital of the company assuming full conversion of warrants and convertible securities</u></b>	3750400	- N A -	100

For PEETI SECURITIES LTD.


  
Executive Director



(l)(b) Statement showing holding of securities (including Shares, warrants, convertible securities) of persons belonging to the category  
 "Promoter and Promoter Group" as on 31st DECEMBER, 2012

Sr. No.	Name of the shareholder	Total shares held		Shares pledged or otherwise encumbered			Details of Warrants		Details of Convertible Securities		Total Shares (including underlying shares assuming full conversion of warrants and convertible securities) as a % of diluted share capital
		Number of shares	As a % of grand total (A) + (B) + (C)	Number	As a percentage	As a % of grand total (A)+(B)+(C) of sub-clause (l)(a)	Number of Warrants held	As a % total number of warrants of the same class	Number of Convertible Securities held	As a % total number of convertible securities of the same class	
1	Rajesh Peeti	2,30,000	6.13	0	0	0	0	0	0	0	6.13
2	Nirmala Peeti	1,91,900	5.12	0	0	0	0	0	0	0	5.12
3	Sumitra Peeti	1,45,800	3.89	0	0	0	0	0	0	0	3.89
4	Nisha Peeti	98,100	2.62	0	0	0	0	0	0	0	2.62
5	Purushottam Peeti(HUF)	90,550	2.41	0	0	0	0	0	0	0	2.41
6	Sandeep Peeti	69,700	1.86	0	0	0	0	0	0	0	1.86
7	Rajesh Peeti	39,700	1.06	0	0	0	0	0	0	0	1.06
8	Sonika Peeti	22,800	0.61	0	0	0	0	0	0	0	0.61
9	Purushottam Peeti	19,300	0.51	0	0	0	0	0	0	0	0.51
10	Peeti Holdings Pvt Ltd	2,20,400	5.88	0	0	0	0	0	0	0	5.88
11	Peeti Holdings Pvt Ltd	1,18,600	3.16	0	0	0	0	0	0	0	3.16
12	Peeti Holdings Pvt Ltd	1,000	0.03	0	0	0	0	0	0	0	0.03
13	Peeti Holdings Pvt Ltd	1,000	0.03	0	0	0	0	0	0	0	0.03
14	Peeti Holdings Pvt Ltd	700	0.02	0	0	0	0	0	0	0	0.02
15	Peeti Holdings Pvt Ltd	700	0.02	0	0	0	0	0	0	0	0.02
16	Peeti Holdings Pvt Ltd	300	0.01	0	0	0	0	0	0	0	0.01
17	Peeti Holdings Pvt Ltd	200	0.01	0	0	0	0	0	0	0	0.01
<b>TOTAL</b>		<b>12,50,750</b>	<b>33.35</b>	<b>0.00</b>	<b>0.00</b>	<b>0.00</b>	<b>0.00</b>	<b>0.00</b>	<b>0.00</b>	<b>0.00</b>	<b>33.35</b>

For PEETI SECURITIES LTD.


  
 Executive Director



(1)(c) (i) Statement showing holding of securities (including Shares, warrants, convertible securities) of persons belonging to the category "Public" and holding more than 1% of the total number of Shares as on 31st DECEMBER, 2012

Sr. No.	Name of the shareholder	Total shares held		Shares pledged or otherwise encumbered			Details of Warrants		Details of Convertible Securities		Total Shares (including underlying shares assuming full conversion of warrants and convertible securities) as a % of diluted share capital
		Number of shares	As a % of grand total (A) +(B) +( C )	Number	As a percentage	As a % of grand total (A)+(B)+(C) of sub-clause (1)(a)	Number of Warrants held	As a % total number of warrants of the same class	Number of Convertible Securities held	As a % total number of convertible securities of the same class	
1	Arihant Securities Ltd	1,70,000	4.53	0	0	0	0	0	0	0	4.53
2	Arihant Securities Ltd	99,450	2.65	0	0	0	0	0	0	0	2.65
3	Rambhaha Holdings & Trading co Pvt Ltd	85,000	2.27	0	0	0	0	0	0	0	2.27
4	Global Trust Bank Limited	65,500	1.75	0	0	0	0	0	0	0	1.75
5	Surya Mohan Reddy Kasu	62,000	1.65	0	0	0	0	0	0	0	1.65
6	Dinesh Nagabandi	51,100	1.36	0	0	0	0	0	0	0	1.36
7	Amritlal Ranmal Shah	50,000	1.33	0	0	0	0	0	0	0	1.33
<b>TOTAL</b>		<b>5,83,050</b>	<b>15.55</b>	<b>0.00</b>	<b>0.00</b>	<b>0.00</b>	<b>0.00</b>	<b>0.00</b>	<b>0.00</b>	<b>0.00</b>	<b>15.55</b>

For PEETI SECURITIES LTD.

  
Executive Director






(l)(d) Statement showing details of locked-in shares as on 31st DECEMBER, 2012

Sr. No.	Name of the shareholder	Number of locked-in shares	Locked-in shares as a percentage of total number of shares {i.e., Grand Total (A)+(B)+(C) indicated in Statement at para (l)(a) above}
1			0.00
2		0	0.00
3	<b>NA</b>	<b>NA</b>	0.00
4			0.00
5			0.00
6			0.00
7			0.00
8			0.00
9			
10			
<b>TOTAL</b>		0	0.00


For PEETI SECURITIES LTD.

  
Executive Director

(II)(a) Statement showing details of Depository Receipts (DRs) as on 31st DECEMBER, 2012

Sr. No.	Type of outstanding DR (ADRs, GDRs, SDRs, etc.)	Number of outstanding DRs	Number of shares underlying outstanding DRs	Shares underlying outstanding DRs as a percentage of total number of shares {i.e., Grand Total (A)+(B)+(C) indicated in Statement at para (I)(a) above}
1		NIL	NIL	NIL
2		NIL	NIL	NIL
3		NIL	NIL	NIL
4	<b>NA</b>	<b>NA</b>	<b>NA</b>	NIL
5				NIL
6				NIL
7		NIL	NIL	NIL
8		NIL	NIL	NIL
9		NIL	NIL	NIL
<b>TOTAL</b>		NIL	NIL	NIL

For PEETI SECURITIES LTD.


  
Executive Director



(II)(b) Statement showing Holding of Depository Receipts (DRs), where underlying shares held by Promoter/promoter group are in excess of 1% of the total number of shares as on 31st, DECEMBER, 2012

Sr. No.	Name of the DR Holder	Type of outstanding DR (ADRs, GDRs, SDRs, etc.)	Number of shares underlying outstanding DRs	Shares underlying outstanding DRs as a percentage of total number of shares {i.e., Grand Total (A)+(B)+(C) indicated in Statement at para (I)(a) above}
1		NIL	NIL	NIL
2		NIL	NIL	NIL
3		NIL	NIL	NIL
4		NIL	NIL	NIL
5	<b>NA</b>	<b>NA</b>	<b>NA</b>	NIL
6				NIL
7				NIL
8				NIL
9		NIL	NIL	NIL
		NIL	NIL	NIL
		NIL	NIL	NIL
<b>TOTAL</b>		NIL	NIL	NIL

For PEETI SECURITIES LTD.

  
Executive Director