

# Peeti Securities Ltd.

Manufacturers of

## PRIDE


Textiles and Furnishing Fabrics

Survey No. 71, Opp BSNL Office,  
Beside M P Hardware Lane,  
Old Kumool Road, Kattedan, Hyderabad - 500 077.  
Phone: 040-6526 2244, 6526 2234, 2436 1863  
Fax: 040-24360380  
Sales: 9885288002 Accounts: 9963114257  
Email: peetifinancials@gmail.com

### STATEMENT SHOWING SHARE HOLDING PATTERN

Name of the Company :		PEETI SECURITIES LIMITED							
Scrip Code : 531352		Quarter Ended : 30 TH SEPTEMBER, 2011							
Category code	Category of Shareholder	Number of Shareholders	Total number of shares	Number of shares held in de-materialized form	Total shareholding as a percentage of total number of shares		Shares Pledged or otherwise encumbered		
					As a percentage of(A+B) <sup>1</sup>	As a percentage of (A+B+C)	Number of shares (VIII)	As a percentage (IX) = (VIII) / (IV) * 100	
(A)	Shareholding of Promoter and Promoter Group								
1	Indian								
(a)	Individuals/ Hindu Undivided Family	9	908350	252800	24.22	24.22	NIL	NIL	
(b)	Central Government/ State Government(s)	NIL	NIL	NIL	NIL	NIL	NIL	NIL	
(c)	Bodies Corporate	8	342900	NIL	9.14	9.14	NIL	NIL	
(d)	Financial Institutions/ Banks	NIL	NIL	NIL	NIL	NIL	NIL	NIL	
(e)	Any Others(Acting Concert Persons)	NIL	NIL	NIL	NIL	NIL	NIL	NIL	
	<b>Sub Total(A)(1)</b>	<b>17</b>	<b>1251250</b>	<b>252800</b>	<b>33.36</b>	<b>33.36</b>	<b>NIL</b>	<b>NIL</b>	
2	Foreign								
a	Individuals (Non-Residents Individuals/ Foreign Individuals)	NIL	NIL	NIL	NIL	NIL	NIL	NIL	
b	Bodies Corporate	NIL	NIL	NIL	NIL	NIL	NIL	NIL	
c	Institutions	NIL	NIL	NIL	NIL	NIL	NIL	NIL	
d	Any Others(Specify)	NIL	NIL	NIL	NIL	NIL	NIL	NIL	
	<b>Sub Total(A)(2)</b>	<b>0</b>	<b>0</b>	<b>0</b>	<b>0.00</b>	<b>0.00</b>	<b>NIL</b>	<b>NIL</b>	
	<b>Total Shareholding of Promoter and Promoter Group (A)= (A)(1)+(A)(2)</b>	<b>17</b>	<b>1251250</b>	<b>252800</b>	<b>33.36</b>	<b>33.36</b>	<b>NIL</b>	<b>NIL</b>	
(B)	Public shareholding								
1	Institutions								
(a)	Mutual Funds/ UTI	NIL	NIL	NIL	NIL	NIL			
(b)	Financial Institutions / Banks	1	65500	NIL	1.75	1.75			
(c)	Central Government/ State Government(s)	NIL	NIL	NIL	NIL	NIL			
(d)	Venture Capital Funds	NIL	NIL	NIL	NIL	NIL			
(e)	Insurance Companies	NIL	NIL	NIL	NIL	NIL			
(f)	Foreign Institutional Investors	NIL	NIL	NIL	NIL	NIL			
(g)	Foreign Venture Capital Investors	NIL	NIL	NIL	NIL	NIL			
(h)	Any Other (NRIS)	NIL	NIL	NIL	NIL	NIL			
	<b>Sub-total (B) (1)</b>	<b>1</b>	<b>65500</b>	<b>0</b>	<b>1.75</b>	<b>1.75</b>			
B 2	Non-institutions								
(a)	Bodies Corporate	37	412910	143410	11.01	11.01			
(b)	Individuals								
I	Individuals -i. Individual shareholders holding nominal share capital up to Rs 1 lakh	1795	1483372	392371	39.55	39.55			
II	ii. Individual shareholders holding nominal share capital in excess of Rs. 1 lakh.	28	537368	101268	14.33	14.33			
(c)	Any Other (specify)	NIL	NIL	NIL	NIL	NIL			
	<b>Sub-Total (B)(2)</b>	<b>1860</b>	<b>2433650</b>	<b>637049</b>	<b>64.89</b>	<b>64.89</b>			
(B)	<b>Total Public Shareholding (B)= (B)(1)+(B)(2)</b>	<b>1861</b>	<b>2499150</b>	<b>637049</b>	<b>66.64</b>	<b>66.64</b>	<b>NA</b>	<b>NA</b>	
	<b>TOTAL (A)+(B)</b>	<b>1878</b>	<b>3750400</b>	<b>889849</b>	<b>100.00</b>	<b>100.00</b>			
(C)	Shares held by Custodians and against which Depository Receipts have been issued	0	0	0	0.00	0.00			
1	Promoter and Promoter Group	NIL	NIL	NIL	NIL	NIL			
2	Public	NIL	NIL	NIL	NIL	NIL			
	<b>Total (C) = (C1) + (C2)</b>	<b>0</b>	<b>0</b>	<b>0</b>	<b>NA</b>	<b>0.00</b>	<b>NA</b>	<b>NA</b>	
	<b>GRAND TOTAL (A)+(B)+(C)</b>	<b>1878</b>	<b>3750400</b>	<b>889849</b>	<b>100.00</b>	<b>100.00</b>			


For PEETI SECURITIES LTD.

  
Executive Director

**(1) (a) Statement Showing Shareholding pattern**

Name of the Company:	PEETI SECURITIES LTD		
Scrip Code, Name of the Scrip	531352, Peeti Securities Ltd		
Class of Security:	Equity		
Quarter Ended:	30TH SEPTEMBER, 2011		
<b><u>Partly Paid-up Shares:</u></b>	No of Partly Paid-up shares	As a % of total no.of partly paid-up shares	As a % of Total No.of shares of the company
Held by promoter/s group	- N A -	- N A -	- N A -
Held by public	- N A -	- N A -	- N A -
<b>Total:</b>	- N A -	- N A -	- N A -
<b><u>Outstanding convertible securities:-</u></b>	No.of Outstanding securities	As a % of total no.of outstanding convertible securities	As a % of Total no.of shares of the Company, assuming full conversion of the convertible
Held by promoter/s group	- N A -	- N A -	- N A -
Held by public	- N A -	- N A -	- N A -
<b>Total:</b>	- N A -	- N A -	- N A -
<b><u>Warrants:-</u></b>	No.of Warrants	As a % of total no.of warrants	As a % of total no.of shares of the company, assuming full conversion of warrants
Held by promoter/s group	- N A -	- N A -	- N A -
Held by public	- N A -	- N A -	- N A -
<b>Total:</b>	- N A -	- N A -	- N A -
<b><u>Total paid-up capital of the company assuming full conversion of warrants and convertible securities</u></b>	3750400	- N A -	100


For PEETI SECURITIES LTD.

  
Executive Director

(l)(b) Statement showing holding of securities (including Shares, warrants, convertible securities) of persons belonging to the category  
 "Promoter and Promoter Group" as on 30th SEPTEMBER, 2011

Sr. No.	Name of the shareholder	Total shares held		Shares pledged or otherwise encumbered			Details of Warrants		Details of Convertible Securities		Total Shares (including underlying shares assuming full conversion of warrants and convertible securities) as a % of diluted share capital
		Number of shares	As a % of grand total (A) + (B) + (C)	Number	As a percentage	As a % of grand total (A)+(B)+(C) of sub-clause (l)(a)	Number of Warrants held	As a % total number of warrants of the same class	Number of Convertible Securities held	As a % total number of convertible securities of the same class	
1	Rajesh Peeti	230,000	6.13	0	0	0	0	0	0	0	6.13
2	Nirmala Peeti	191,900	5.12	0	0	0	0	0	0	0	5.12
3	Sumitra Peeti	145,800	3.89	0	0	0	0	0	0	0	3.89
4	Nisha Peeti	98,100	2.62	0	0	0	0	0	0	0	2.62
5	Purushottam Peeti(HUF)	90,550	2.41	0	0	0	0	0	0	0	2.41
6	Sandeep Peeti	69,700	1.86	0	0	0	0	0	0	0	1.86
7	Rajesh Peeti	39,800	1.06	0	0	0	0	0	0	0	1.06
8	Sonika Peeti	22,800	0.61	0	0	0	0	0	0	0	0.61
9	Purushottam Peeti	19,700	0.53	0	0	0	0	0	0	0	0.53
10	Peeti Holdings Pvt Ltd	220,400	5.88	0	0	0	0	0	0	0	5.88
11	Peeti Holdings Pvt Ltd	118,600	3.16	0	0	0	0	0	0	0	3.16
12	Peeti Holdings Pvt Ltd	1,000	0.03	0	0	0	0	0	0	0	0.03
13	Peeti Holdings Pvt Ltd	1,000	0.03	0	0	0	0	0	0	0	0.03
14	Peeti Holdings Pvt Ltd	700	0.02	0	0	0	0	0	0	0	0.02
15	Peeti Holdings Pvt Ltd	700	0.02	0	0	0	0	0	0	0	0.02
16	Peeti Holdings Pvt Ltd	300	0.01	0	0	0	0	0	0	0	0.01
17	Peeti Holdings Pvt Ltd	200	0.01	0	0	0	0	0	0	0	0.01
<b>TOTAL</b>		<b>1,251,250</b>	<b>33.36</b>	<b>0.00</b>	<b>0.00</b>	<b>0.00</b>	<b>0.00</b>	<b>0.00</b>	<b>0.00</b>	<b>0.00</b>	<b>33.36</b>


For PEETI SECURITIES LTD.


  
 Executive Director

(I)(c) (i) Statement showing holding of securities (including Shares, warrants, convertible securities) of persons belonging to the category "Public" and holding more than 1% of the total number of Shares as on 30th SEPTEMBER, 2011

Sr. No.	Name of the shareholder	Total shares held		Shares pledged or otherwise encumbered			Details of Warrants		Details of Convertible Securities		Total Shares (including underlying shares assuming full conversion of warrants and convertible securities) as a % of diluted share capital
		Number of shares	As a % of grand total (A) +(B) +( C )	Number	As a percentage	As a % of grand total (A)+(B)+(C) of sub-clause (I)(a)	Number of Warrants held	As a % total number of warrants of the same class	Number of Convertible Securities held	As a % total number of convertible securities of the same class	
1	Arihant Securities Ltd	170,000	4.53	0	0	0	0	0	0	0	4.53
2	Arihant Securities Ltd	99,450	2.65	0	0	0	0	0	0	0	2.65
3	Rambhaha Holdings & Trading cc	85,000	2.27	0	0	0	0	0	0	0	2.27
4	Global Trust Bank Limited	65,500	1.75	0	0	0	0	0	0	0	1.75
5	Surya Mohan Reddy Kasu	62,000	1.65	0	0	0	0	0	0	0	1.65
6	Dinesh N	51,100	1.36	0	0	0	0	0	0	0	1.36
7	Amritlal Ranmal Shah	50,000	1.33	0	0	0	0	0	0	0	1.33
<b>TOTAL</b>		<b>583,050</b>	<b>15.55</b>	<b>0.00</b>	<b>0.00</b>	<b>0.00</b>	<b>0.00</b>	<b>0.00</b>	<b>0.00</b>	<b>0.00</b>	<b>15.55</b>

For PEETI SECURITIES LTD.

  
Executive Director

FOR PEETI SECURITIES LTD.  
  
Executive Director




(I)(d) Statement showing details of locked-in shares as on 30 th SEPTEMBER, 2011

(I)(d) Statement showing details of Depositors (Debit) as on 30th SEPTEMBER, 2011

Sr. No.	Name of the shareholder	Number of locked-in shares	Locked-in shares as a percentage of total number of shares {i.e., Grand Total (A)+(B)+(C) indicated in Statement at para (I)(a) above}
1			0.00
2		0	0.00
3			0.00
4	<b>NA</b>	<b>NA</b>	0.00
5			0.00
6			0.00
7			0.00
8			0.00
9			
10			
<b>TOTAL</b>		<b>0</b>	<b>0.00</b>


For PEETI SECURITIES LTD.

  
Executive Director

(II)(a) Statement showing details of Depository Receipts (DRs) as on 30th SEPTEMBER, 2011

Sr. No.	Type of outstanding DR (ADRs, GDRs, SDRs, etc.)	Number of outstanding DRs	Number of shares underlying outstanding DRs	Shares underlying outstanding DRs as a percentage of total number of shares {i.e., Grand Total (A)+(B)+(C) indicated in Statement at para (I)(a) above}
1		NIL	NIL	NIL
2		NIL	NIL	NIL
3		NIL	NIL	NIL
4	<b>NA</b>	<b>NA</b>	<b>NA</b>	NIL
5				NIL
6				NIL
7				NIL
8		NIL	NIL	NIL
9		NIL	NIL	NIL
<b>TOTAL</b>		NIL	NIL	NIL

For PEETI SECURITIES LTD.

  
Executive Director

STATEMENT SHOWING SHARE HOLDING PATTERN

PEETI SECURITIES LIMITED

Name of the Company

Quarter Ended 30th SEPTEMBER, 2011

(II)(b) Statement showing Holding of Depository Receipts (DRs), where underlying shares held by

Promoter/promoter group are in excess of 1% of the total number of shares as on 30th SEPTEMBER, 2011

Sr. No.	Name of the DR Holder	Type of outstanding DR (ADRs, GDRs, SDRs, etc.)	Number of shares underlying outstanding DRs	Shares underlying outstanding DRs as a percentage of total number of shares (i.e., Grand Total (A)+(B)+(C) indicated in Statement at para (I)(a) above)
1		NIL	NIL	NIL
2		NIL	NIL	NIL
3		NIL	NIL	NIL
4		NIL	NIL	NIL
5	<b>NA</b>	<b>NA</b>	<b>NA</b>	NIL
6				NIL
7				NIL
8				NIL
9		NIL	NIL	NIL
		NIL	NIL	NIL
		NIL	NIL	NIL
<b>TOTAL</b>		NIL	NIL	NIL

For PEETI SECURITIES LTD.

*[Signature]*  
 Executive Director

For PEETI SECURITIES LTD.

*[Signature]*  
 Executive Director