

Statement Showing Shareholding Pattern								
Name of the Company :			PEETI SECURITIES LIMITED					
Scrip Code :		531352	Quarter Ended :		31ST MARCH 2010			
Category code	Category of Shareholder	Number of Shareholders	Total number of shares	Number of shares held in dematerialized form	Total shareholding as a percentage of total		Shares Pledged or otherwise encumbered	
					As a percentage of(A+B) ¹	As a percentage of (A+B+C)	Number of shares	As a percentage
(A)	Shareholding of Promoter and Promoter Group²							
1	Indian							
(a)	Individuals/ Hindu Undivided Family	8	914650	22800	24.39	24.39	NIL	NIL
(b)	Central Government/ State Government(s)	0	0	0	0.00	0.00		
(c)	Bodies Corporate	8	342900	0	9.14	9.14	NIL	NIL
(d)	Financial Institutions/ Banks	0	0	0	0.00	0.00		
(e)	Any Others(Specify)	0	0	0	0.00	0.00		
(e-i)								
(e-ii)								
	Sub Total(A)(1)	16	1257550	22800	33.53	33.53	NIL	NIL
2	Foreign							
a	Individuals (Non-Residents Individuals/ Foreign Individuals)	0	0	0	0.00	0.00		
b	Bodies Corporate	0	0	0	0.00	0.00		
c	Institutions	0	0	0	0.00	0.00		
d	Any Others(Specify)	0	0	0	0.00	0.00		
d-i								
	Sub Total(A)(2)	0	0	0	0.00	0.00	NIL	NIL
	Total Shareholding of Promoter and Promoter Group (A)= (A)(1)+(A)(2)	16	1257550	22800	33.53	33.53	NIL	NIL

FOR PEETI SECURITIES LTD.

S. S. Sule
Executive Director

(B) Public shareholding							
I	Institutions						
(a)	Mutual Funds/ UTI	0	0	0	0.00	0.00	NIL
(b)	Financial Institutions / Banks	1	65500	0	1.75	1.75	NIL
(c)	Central Government/ State Government(s)	0	0	0	0	0	
(d)	Venture Capital Funds	0	0	0	0	0	
(e)	Insurance Companies	0	0	0	0	0	
(f)	Foreign Institutional Investors	0	0	0	0.00	0.00	NIL
(g)	Foreign Venture Capital Investors	0	0	0	0	0	
(h)	Any Other (specify)	0	0	0	0	0	
(h-i)							
(h-ii)							
	Sub-Total (B)(1)	1	65500	0	1.75	1.75	
B 2	Non-institutions						
(a)	Bodies Corporate	19	390350	117250	10.41	10.41	NIL
(b)	Individuals						
I	Individuals -i. Individual shareholders holding nominal share capital up to Rs 1 lakh	1829	1507000	209100	40.18	40.18	NIL
II	ii. Individual shareholders holding nominal share capital in excess of Rs. 1	27	530000	0	14.13	14.13	NIL
(c)	Any Other (specify)	0	0	0	0	0	
(c-i)	Non residents Indian	0	0	0	0.00	0.00	NIL
	Sub-Total (B)(2)	1875	2427350	326350	64.72	64.72	
(B)	Total Public Shareholding (B)= (B)(1)+(B)(2)	1876	2492850	326350	66.47	66.47	
	TOTAL (A)+(B)	1892	3750400	349150	100.00	100.00	NIL
(C)	Shares held by Custodians and against which Depository Receipts have been issued	0	0	0	0.00	0.00	
	GRAND TOTAL (A)+(B)+(C)	1892	3750400	349150	100.00	100.00	NIL

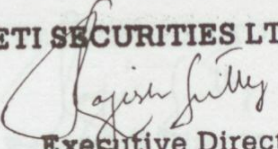
For PEETI SECURITIES LTD.

Rajesh Gullu
Executive Director

(I)(b) Statement showing Shareholding of persons belonging to the category
"Promoter and Promoter Group"

Sr. No.	Name of the shareholder	Total shares held		Shares pledged or otherwise encumbered		
		Number of shares	As a % of grand total (A)+(B)+(C)	Number	As a percentage	As a % of grand total (A)+(B)+(C) of sub-clause (I)(a)
1	Rajesh Peeti	273,300	7.29	Nil	Nil	Nil
2	Nirmala Peeti	193,800	5.17	Nil	Nil	Nil
3	Nisha Peeti	98,100	2.62	Nil	Nil	Nil
4	Purushottam Peeti(HUF)	90,550	2.41	Nil	Nil	Nil
5	Sandeep Peeti	70,000	1.87	Nil	Nil	Nil
6	Sonika Peeti	22,800	0.61	Nil	Nil	Nil
7	Purushottam Peeti	20,300	0.54	Nil	Nil	Nil
8	Peeti Holdings Pvt Ltd	342,900	9.14	Nil	Nil	Nil
9	Sumitra Peeti	145,800	3.89	Nil	Nil	Nil
TOTAL		1,257,550	33.53			


For PEETI SECURITIES LTD.


Executive Director

(I)(b) Statement showing Shareholding of persons belonging to the category
“Promoter and Promoter Group”

Sr. No.	Name of the shareholder	Total shares held		Shares pledged or otherwise encumbered		
		Number of shares	As a % of grand total (A)+(B)+(C)	Number	As a percentage	As a % of grand total (A)+(B)+(C) of sub-clause (I)(a)
1	Rajesh Peeti	273,300	7.29	Nil	Nil	Nil
2	Nirmala Peeti	193,800	5.17	Nil	Nil	Nil
3	Nisha Peeti	98,100	2.62	Nil	Nil	Nil
4	Purushottam Peeti(HUF)	90,550	2.41	Nil	Nil	Nil
5	Sandeep Peeti	70,000	1.87	Nil	Nil	Nil
6	Sonika Peeti	22,800	0.61	Nil	Nil	Nil
7	Purushottam Peeti	20,300	0.54	Nil	Nil	Nil
8	Peeti Holdings Pvt Ltd	342,900	9.14	Nil	Nil	Nil
9	Sumitra Peeti	145,800	3.89	Nil	Nil	Nil
TOTAL		1,257,550	33.53			


FOR PEETI SECURITIES LTD.


Executive Director

(I)(c) Statement showing Shareholding of persons belonging to the category "Public" and holding more than 1% of the total number of shares

Sr. No.	Name of the shareholder	Number of shares	Shares as a percentage of total number of shares (i.e., Grand Total (A)+(B)+(C) indicated in Statement at para (I)(a) above)
1	Arihant Securities Ltd	170000	4.53
2	Arihant Securities Ltd	99450	2.65
3	Rambaba Holdings & Trading	85000	2.27
4	Global Trust Bank Ltd	65500	1.75
5	Surya Mohan Reddy Kasu	62000	1.65
6	Dinesh N	51100	1.36
7	Amritlal Ranmal Shah	50000	1.33
TOTAL		583050	15.55

FOR PEETI SECURITIES LTD.


Executive Director