

Statement Showing Shareholding Pattern

Peeti Securities Ltd

Name of the Company :

Script Code :

531352

Quarter Ended :

30-Jun-09

Category code	Category of Shareholder	Number of Share holders	Total number of shares	Number of shares held in dematerialized form	Total shareholding as a percentage of total number of shares	
					As a percentage of(A+B) ¹	As a percentage of (A+B+C)
(A)	Shareholding of Promoter and Promoter Group ²					
1	Indian					
(a)	Individuals/ Hindu Undivided Family	8	914650	22800	24.39	24.39
(b)	Central Government/ State Government(s)	0	0	0	0.00	0.00
(c)	Bodies Corporate	8	342900	0	9.14	9.14
(d)	Financial Institutions/ Banks	0	0	0	0.00	0.00
(e)	Any Others(Specify)	0	0	0	0.00	0.00
(e-i)		0	0	0	0.00	0.00
(e-ii)		0	0	0	0.00	0.00
	Sub Total(A)(1)	16	1257550	22800	33.53	33.53

2	Foreign					
a	Individuals (Non-Residents Individuals/ Foreign Individuals)	0	0	0	0.00	0.00
b	Bodies Corporate	0	0	0	0.00	0.00
c	Institutions	0	0	0	0.00	0.00
d	Any Others(Specify)	0	0	0	0.00	0.00
d-i					0.00	0.00
d-ii					0.00	0.00
	Sub Total(A)(2)	0	0	0	0.00	0.00

	Total Shareholding of Promoter and Promoter Group (A)= (A)(1)+(A)(2)	16	1257550	22800	33.53	33.53
--	---	-----------	----------------	--------------	--------------	--------------

For Peeti Securities Ltd,

Legally binding
Executive Director.

(B)	Public shareholding						
1	Institutions						
(a)	Mutual Funds/ UTI	0	0	0	0.00	0.00	0.00
(b)	Financial Institutions/ Banks	1	65500	0	1.75	1.75	1.75
(c)	Central Government/ State Government(s)	0	0	0	0.00	0.00	0.00
(d)	Venture Capital Funds	0	0	0	0.00	0.00	0.00
(e)	Insurance Companies	0	0	0	0.00	0.00	0.00
(f)	Foreign Institutional Investors	0	0	0	0.00	0.00	0.00
(g)	Foreign Venture Capital Investors	0	0	0	0.00	0.00	0.00
(h)	Any Other (specify)	0	0	0	0.00	0.00	0.00
(h-i)					0.00	0.00	0.00
(h-ii)					0.00	0.00	0.00
	Sub-Total (B)(1)	1	65500	0	1.75	1.75	1.75

B 2	Non-institutions						
(a)	Bodies Corporate	19	390350	117250	10.41	10.41	10.41
(b)	Individuals						
I	Individuals -i. Individual shareholders holding nominal share capital up to Rs 1 lakh	1830	1507000	208000	40.18	40.18	40.18
II	ii. Individual shareholders holding nominal share capital in excess of Rs. 1 lakh.	27	530000	0	14.13	14.13	14.13
(c)	Any Other (specify)				0.00	0.00	0.00
(c-i)					0.00	0.00	0.00
(c-ii)					64.72	64.72	64.72
	Sub-Total (B)(2)	1876	2427350	325250	64.72	64.72	64.72

(B)	Total Public Shareholding (B)=						
	(B)(1)+(B)(2)	1877	2492850	325250	66.47	66.47	66.47
	TOTAL (A)+(B)	1893	3750400	348050	100	100	100

(C)	Shares held by Custodians and against which Depository Receipts have been issued						0.00
-----	--	--	--	--	--	--	------


	GRAND TOTAL (A)+(B)+(C)	1893	3750400	348050	100	100	100
--	--------------------------------	-------------	----------------	---------------	------------	------------	------------

FOR Peeti Securities Ltd,
Agarwal

(I)(b) Statement showing Shareholding of persons belonging to the category
"Promoter and Promoter Group"
 Quarter Ended 30-06-2009


Sr. No.	Name of the shareholder	Number of shares	Shares as a percentage of total number of shares {i.e., Grand Total (A)+(B)+(C) indicated in Statement at para (I)(a) above}
1	Rajesh Peeti	273,300	7.29
2	Nirmala Peeti	193,800	5.17
3	Nisha Peeti	98,100	2.62
4	Purushottam Peeti(HUF)	90,550	2.41
5	Sandeep Peeti	70,000	1.87
6	Sonika Peeti	22,800	0.61
7	Purushottam Peeti	20,300	0.54
8	Peeti Holdings Pvt Ltd	342,900	9.14
9	Sumitra Peeti	145,800	3.89
TOTAL		1,257,550	33.53

For Peeti Securities Ltd,


Executive Director.

**(I)(c) Statement showing Shareholding of persons belonging to the category
“Public” and holding more than 1% of the total number of shares
Quarter Ended 30-06-2009**

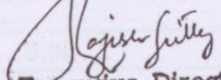
Sr. No.	Name of the shareholder	Number of shares	Shares as a percentage of total number of shares {i.e., Grand Total (A)+(B)+(C) indicated in Statement at para (I)(a) above}
1	Arihant Securities Ltd	170000	4.53
2	Arihant Securities Ltd	99450	2.65
3	Rambaba Holdings & Trading	85000	2.27
4	Global Trust Bank Ltd	65500	1.75
5	Surya Mohan Reddy Kasu	62000	1.65
6	Dinesh N	51100	1.36
7	Amritlal Ranmal Shah	50000	1.33
TOTAL		583050	15.55

For Peeti Securities Ltd,

 Executive Director

(I)(d) Statement showing details of locked-in shares
Quarter Ended 30-06-2009

Sr. No.	Name of the shareholder	Number of locked-in shares	Locked-in shares as a percentage of total number of shares {i.e., Grand Total (A)+(B)+(C) indicated in Statement at para (I)(a) above}
1	Nil	0	0.00
2			0.00
3			0.00
4			0.00
5			0.00
6			0.00
7			0.00
8			0.00
9			0.00
TOTAL		0	0.00

For Peeti Securities Ltd,


Executive Director.

(II)(a) Statement showing details of Depository Receipts (DRs)
Quarter Ended 30-06-2009

Sr. No.	Type of outstanding DR (ADRs, GDRs, SDRs, etc.)	Number of outstanding DRs	Number of shares underlying outstanding DRs	Shares underlying outstanding DRs as a percentage of total number of shares {i.e., Grand Total (A)+(B)+(C) indicated in Statement at para (I)(a) above}
1		0	0	0.00
2				0.00
3				0.00
4				0.00
5				0.00
6				0.00
7				0.00
8				0.00
9				0.00
TOTAL		0	0	0.00

For Peeti Securities Ltd,

Rajiv Gaitly
 Executive Director.

(II)(b) Statement showing Holding of Depository Receipts (DRs), where underlying shares are in excess of 1% of the total number of shares
Quarter Ended 30-06-2009

Sr. No.	Name of the DR Holder	Type of outstanding DR (ADRs, GDRs, SDRs, etc.)	Number of shares underlying outstanding DRs	Shares underlying outstanding DRs as a percentage of total number of shares {i.e., Grand Total (A)+(B)+(C) indicated in Statement at para (I)(a) above}
1			0	0.00
2				0.00
3				0.00
4				0.00
5				0.00
6				0.00
7				0.00
8				0.00
9				0.00
				0.00
				0.00
TOTAL			0	0.00

For Pecti Securities Ltd,

[Signature]
 Executive Director